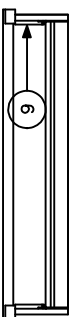
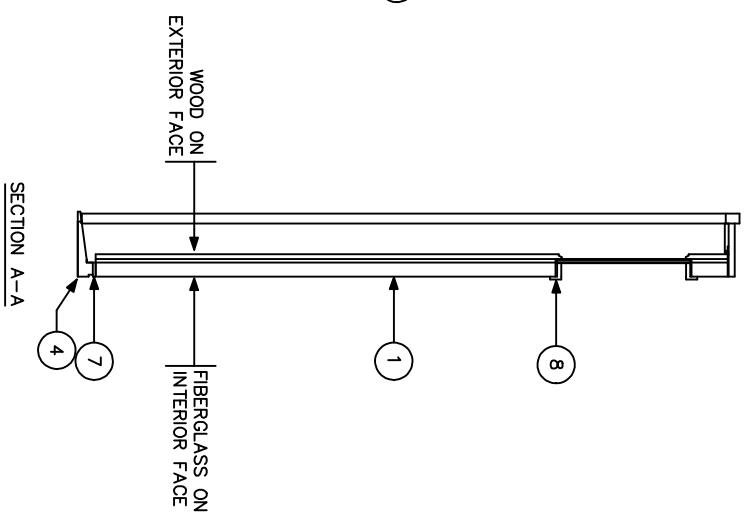
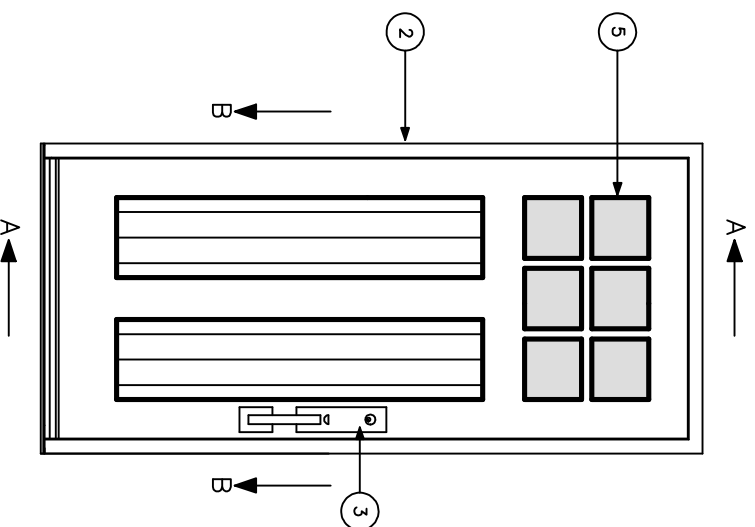


Oxford Carriage Door Ltd.

WHAT'S INCLUDED WITH OUR ENTRANCE DOORS



SECTION B-B



1. FIBERGLASS DOOR SLAB CLAD WITH WOOD ON EXTERIOR FACE TO DESIGN OF YOUR CHOICE
2. WOOD JAMB SYSTEM WITH BALL BEARING HINGES
3. ENTRY SET WITH DEADBOLT IS STANDARD (MULTI-POINT LOCK AVAILABLE AS AN OPTION)
4. ADJUSTABLE BLACK ALUMINIUM SILL IS STANDARD
5. CLEAR INSULATED GLASS UNIT IS STANDARD (TEMPERED, ENERGY ADVANTAGE & ARGON FILLED)
6. DOOR STOPS WITH FOAM COMPRESSION WEATHER STRIPPING
7. DOUBLE BUBBLE DOOR SWEEP
8. WOOD WINDOW BACK FRAME